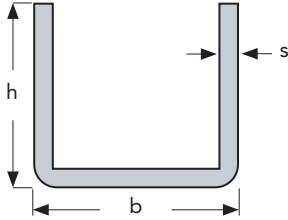
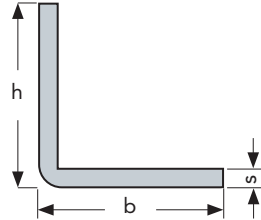


## PROFILATI LEGGERI A "U" NERI O ZINCATI

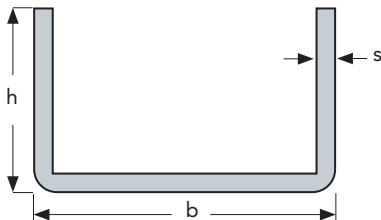


LATI UGUALI						
Base	Ala	Spessore mm - Peso Kg/m				
		1,5	2,0	2,5	3,0	4,0
15	15	0,47	0,59			
20	20	0,62	0,81			
25	25	0,79	1,01			
30	30	0,99	1,28	1,56	1,82	
35	35	1,19	1,55	1,90	2,18	
40	40	1,34	1,75	2,15	2,53	3,35
45	45		2,20	2,52	2,96	3,82
50	50		2,23	2,75	3,25	4,20
60	60		2,70	3,33	3,96	5,15

## PROFILATI LEGGERI ANGOLARI NERI O ZINCATI

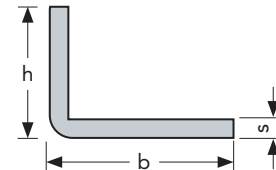


LATI UGUALI					
Base	Ala	Spessore mm - Peso Kg/m			
		1,5	2,0	3,0	4,0
20	20	0,44	0,57		
25	25	0,55	0,72	1,04	
30	30	0,68	0,88	1,27	
35	35		1,04	1,51	1,95
40	40		1,19	1,74	2,26
50	50		1,51	2,22	2,89
60	60			2,69	3,52
80	80			3,63	4,78
100	100			4,57	6,03



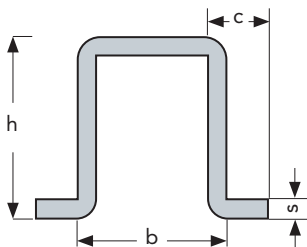
LATI DISUGUALI					
Base	Ala	Spessore mm - Peso Kg/m			
		1,5	2,0	3,0	4,0
8	15	0,39			
30	15	0,63	0,91		
30	20		1,00	1,43	
40	20		1,12	1,59	
50	25		1,47	2,14	
50	30		1,60	2,30	
60	30		1,76	2,54	
60	40		2,10	3,08	
80	40		2,39	3,49	
100	50		3,02	4,43	5,78
120	60			5,37	7,03
140	60			5,84	7,66
160	65			6,55	8,61

## PROFILATI LEGGERI A "L" NERI O ZINCATI



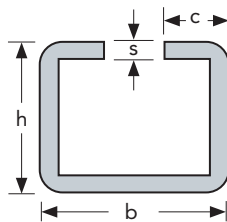
LATI DISUGUALI					
Base	Ala	Spessore mm - Peso Kg/m			
		1,5	2,0	3,0	4,0
30	15	0,49	0,64	0,92	
30	20	0,55	0,72	1,04	
40	20	0,67	0,88	1,27	
50	30	0,94	1,25	1,87	
60	30		1,35	1,98	
80	40		1,82	2,69	3,52
100	50		2,23	3,40	4,46

## PROFILATI LEGGERI A "OMEGA" NERI O ZINCATI



FERRI A "OMEGA"					
Dimensioni	Base	Alt.	Ala	Spes.	Peso
50 x 30 x 25	30	50	20	1,5	1,93
50 x 30 x 25	30	50	20	2	2,57
60 x 40 x 25	40	60	25	2	3,05
60 x 40 x 25	40	60	25	3	4,66
80 x 40 x 25	40	80	25	2	3,80
80 x 40 x 25	40	80	25	3	5,60
100 x 50 x 30	50	100	30	2	4,74
100 x 50 x 30	50	100	30	3	6,73
120 x 60 x 30	60	120	30	3	7,91
150 x 80 x 40	80	150	40	4	13,44

## PROFILATI LEGGERI A "C" NERI O ZINCATI



FERRI A "C"					
Dimensioni	Base	Alt.	Ala	Spes.	Peso
25 x 15 x 7,5	25	15	7,5	1,5	0,74
25 x 15 x 7,5	25	15	7,5	2	0,96
30 x 15 x 7,5	30	15	7,5	1,5	0,81
30 x 30 x 10	30	30	10	1,5	1,22
30 x 30 x 10	30	30	10	2	1,60
40 x 20 x 10	40	20	10	1,5	1,11
40 x 20 x 10	40	20	10	2	1,49
60 x 30 x 15	60	30	15	2	2,23
80 x 40 x 20	80	40	20	2	3,01
80 x 40 x 20	80	40	20	3	4,43
100 x 50 x 25	100	50	25	2	3,80
100 x 50 x 25	100	50	25	3	5,60